







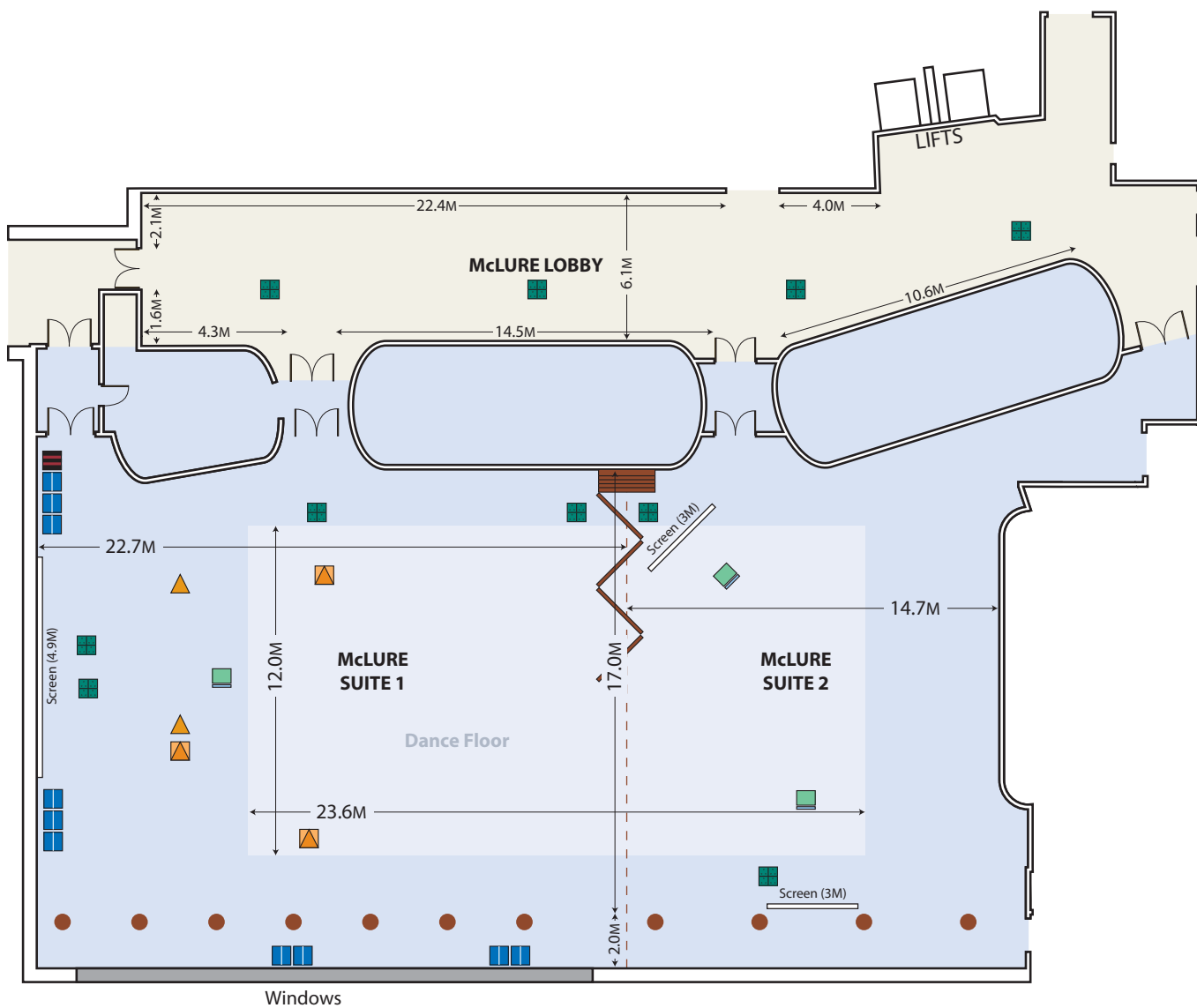
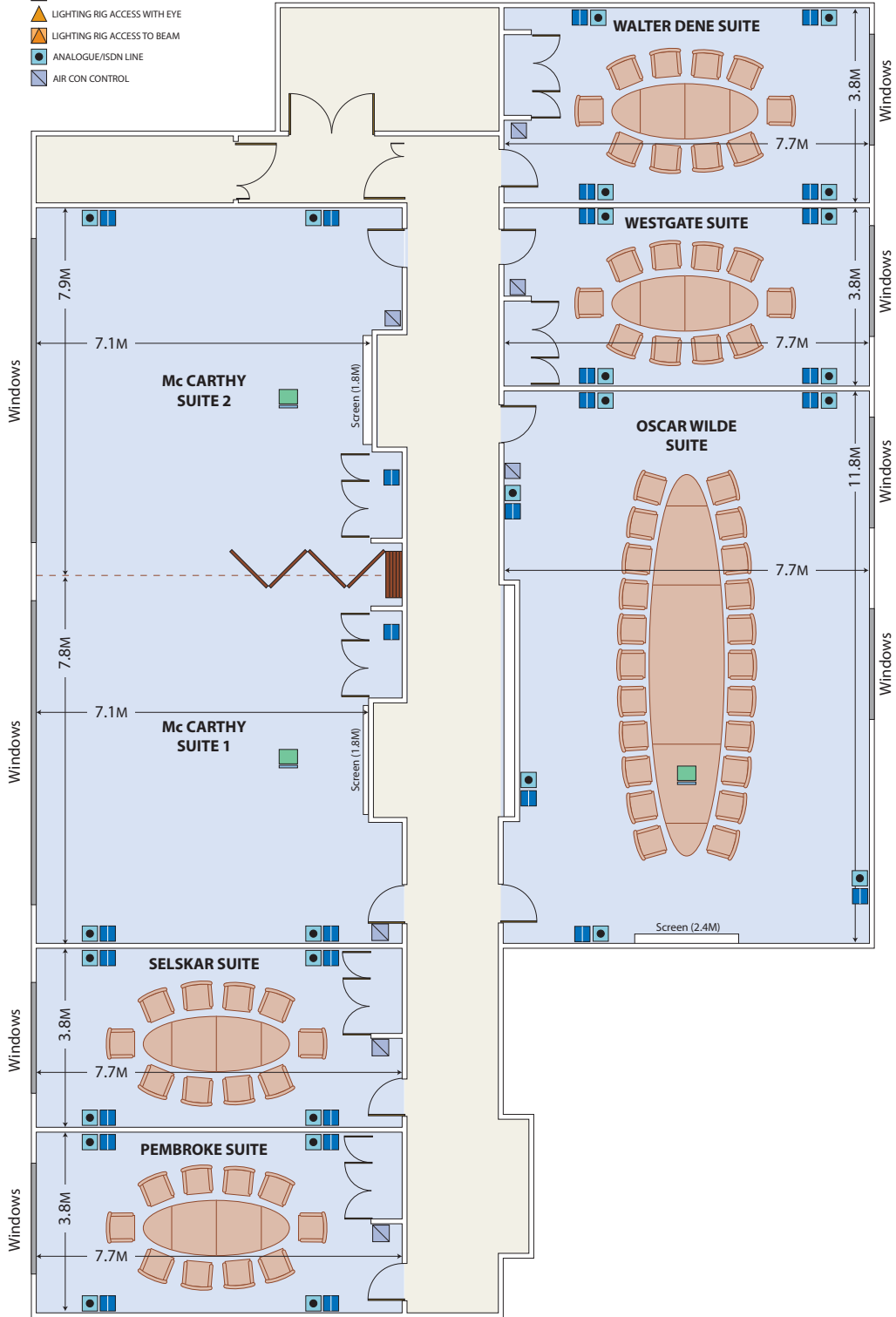


-  OVERHEAD LCD PROJECTOR
-  FLOORBOX (4 SOCKETS & 1 ANALOGUE/ISDN LINE)
-  DOUBLE SOCKET ON WALL
-  THREE PHASE POWER
-  LIGHTING RIG ACCESS WITH EYE
-  LIGHTING RIG ACCESS TO BEAM
-  ANALOGUE/ISDN LINE
-  AIR CON CONTROL



- OVERHEAD LCD PROJECTOR
- FLOORBOX (4 SOCKETS & 1 ANALOGUE/ISDN LINE)
- DOUBLE SOCKET ON WALL
- THREE PHASE POWER
- LIGHTING RIG ACCESS WITH EYE
- LIGHTING RIG ACCESS TO BEAM
- ANALOGUE/ISDN LINE
- AIR CON CONTROL



Room	Theatre	Boardroom	U-Shape	Classroom	Banquet	Reception
McLure Suite 1 & 2	1000	N/A	N/A	450	800	1000
McLure Suite 1	600	N/A	N/A	260	390	600
McLure Suite 2	300	50	40	80	190	300

Room	Theatre	Boardroom	U-Shape	Classroom	Banquet	Reception
McCarthy Suite 1 & 2	120	34	29	42	80	110
McCarthy Suite 1	60	20	16	24	40	40
McCarthy Suite 2	60	20	16	24	40	40
Oscar Wilde Suite	N/A	22	16	N/A	N/A	100
Walter Dene Suite	18	10	9	10	N/A	N/A
Westgate Suite	18	10	9	10	N/A	N/A
Selskar Suite	18	10	9	10	N/A	N/A
Pembroke Suite	18	10	9	10	N/A	N/A

Room	M <sup>2</sup>	Ceiling Height	Theatre	Boardroom	U-Shape	Classroom	Banquet	Reception
McLure Suite 1 and 2	765	5.5m	1000	N/A	N/A	450	800	1000
McLure Suite 1	495	5.5m	600	N/A	N/A	260	390	600
McLure Suite 2	306	5.5m	300	50	40	80	190	300
McCarthy Suite 1 and 2	120	3.05m	120	34	29	42	80	110
McCarthy Suite 1	60	3.05m	60	20	16	24	40	40
McCarthy Suite 2	60	3.05m	60	20	16	24	40	40
Oscar Wilde Suite	90	3.05m	N/A	22	16	N/A	N/A	100
Walter Dene Suite	30	3.05m	18	10	9	10	N/A	N/A
Wesgate Suite	30	3.05m	18	10	9	10	N/A	N/A
Selskar Suite	30	3.05m	18	10	9	10	N/A	N/A
Pembroke Suite	30	3.05m	18	10	9	10	N/A	N/A